

THE BOND BLOG

October 1, 2020

A Visual Tour of China’s Strong, Yet Unsettled, Recovery from the Great Lockdown

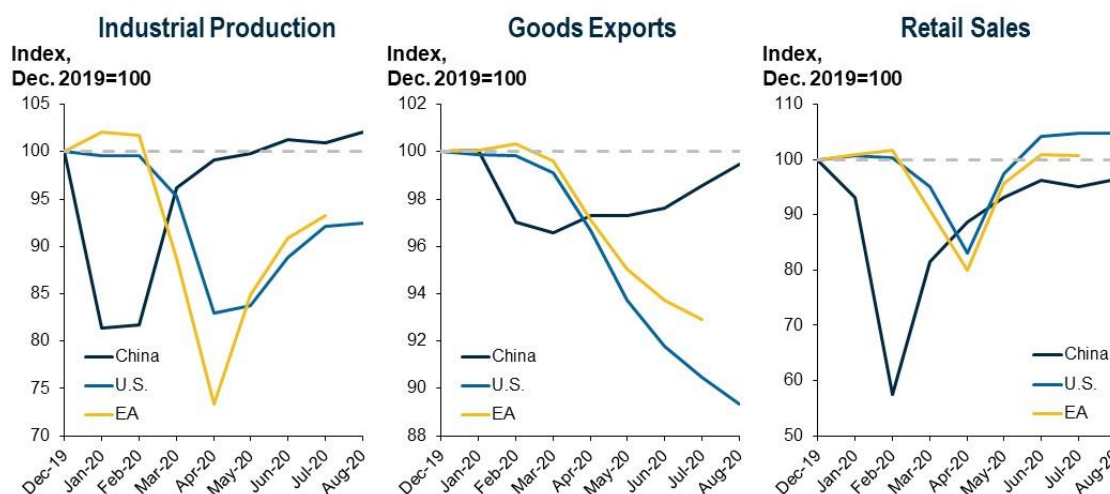
By Gerwin Bell, PhD, Lead Economist for Asia, [Global Macroeconomic Research Team](#)

China’s strong recovery from the Great Lockdown (to borrow the IMF’s phrase) is yet another turn in a year full of surprises. In contrast to officials in other major economies, Chinese authorities have stressed the need to avoid large scale stimulus. This has once again led some observers to marvel at China’s ability to outgrow its western peers in a presumably more sustainable fashion. We would argue that this view is quite mistaken as observed below.

A Mirror Image Recovery Thanks to Overflowing Stimulus Elsewhere

China’s economic data have generally surprised to the upside since May, thus foreshadowing the upgrades currently underway for global and developed market economic projections. China’s economic recovery is also taking a much different shape based on the now-common letter and symbol taxonomy. China’s industrial production and exports have resembled “square root” and “swoosh” shapes, respectively, and have far outpaced those in the U.S. and euro area. On the other hand, China’s consumption—proxied by retail sales—severely lags the V-shaped recoveries in the U.S. and the EA (Figure 1).

Figure 1: China’s Industrial Production, Goods Exports Near Pre-Virus Levels; Retail Sales Lag



Source: PGIM Fixed Income and Haver Analytics

Besides these glaring differences, these patterns also fly in the face of conventional wisdom. What about the fears of protectionism, the implementation of tariffs and technology restrictions, and the “rebalancing” of China’s growth model towards consumption?

Contrary to Popular Conception

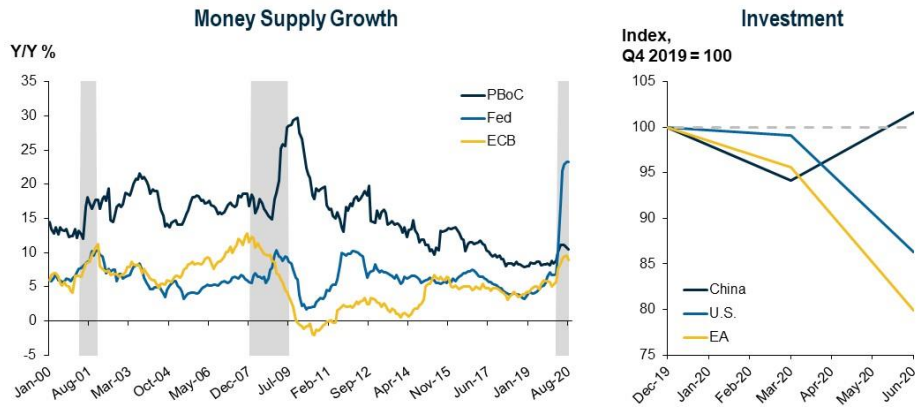
China’s export strength reflects the overflow of developed-market demand stimulus. Stimulus measures outside of China focused on supporting incomes via generous transfers, thereby supporting demand while production remained locked down through much of the year. Therefore, China’s prioritization on production enabled it to meet the demand surge, and goods exports recovered to 2019 levels as a result.

Fulfilling demand stimulus allowed China to limit its monetary stimulus, which may already be reversing based on readings of money supply growth (Figure 2) and central bank assets. In addition, while China’s fiscal deficit is very large, it has not expanded by much from 2019, thus preventing large-scale income

support for consumers. As a result, the income shock to poorer households has not been offset by income adjustments, and this has become a key factor in the lagging consumption recovery.

This is not to say that China has eschewed stimulus completely. Indeed—and contrary to official pronouncements—the country has embarked on traditional investment-driven stimulus, which is again quite different to policies elsewhere, as public investment (mostly infrastructure and property) has staged a V-shaped recovery (Figure 2) while private-sector investment has been more depressed as has been the case in the rest of the world.

Figure 2: Money Supply Growth Rolls Over; Public Investment Exceeds Pre-Virus Levels



Source: PGIM Fixed Income and Haver Analytics

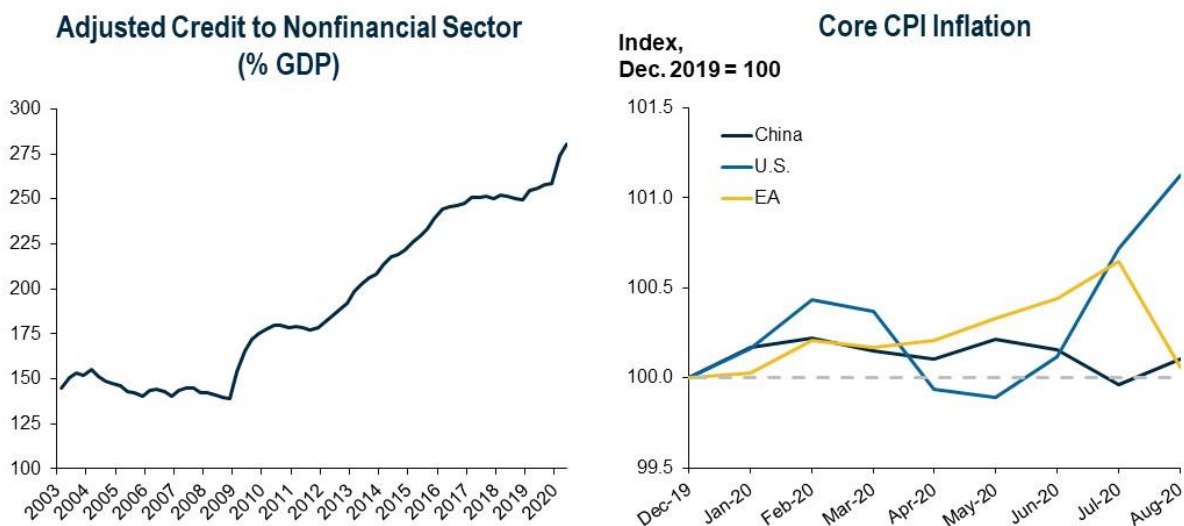
Open Questions Ahead

While China’s recovery is impressive, it is incomplete and likely unsustainable based on current trends. First, the recovery has re-invigorated patterns that had been thought to be remnants of the past, i.e. quickly rising trade surpluses and domestic leverage. Second, China faces tangible deflationary risks, and its balance of payments depicts some concerning trends.

Domestically, the surge in investment is once more highlighting the potential of excess capacity and renewed property bubbles. Moreover, the increase in investment has once again re-ignited debt growth, which has set a course to exceed 300% of GDP and has dashed deleveraging hopes (Figure 3). Moreover, with monetary easing constrained and banks increasingly asked to assume non-profitable, quasi-fiscal tasks, strong demand for investment credit is once again fuelling the shadow banking system. As a result, much of the perceived gains in economic rebalancing and financial de-risking/de-leveraging over last eight years have been quickly lost.

The combination of tight monetary policy, investment driven growth, and reliance on external demand are triggering disinflationary—if not outright deflationary—pressures (Figure 3). Low inflation has emerged as an additional threat to achieving high nominal economic growth, which heretofore has been a key factor underpinning Chinese debt sustainability.

Figure 3: China’s Debt Growth Surges With the Lockdown Recovery While Inflation Flatlines

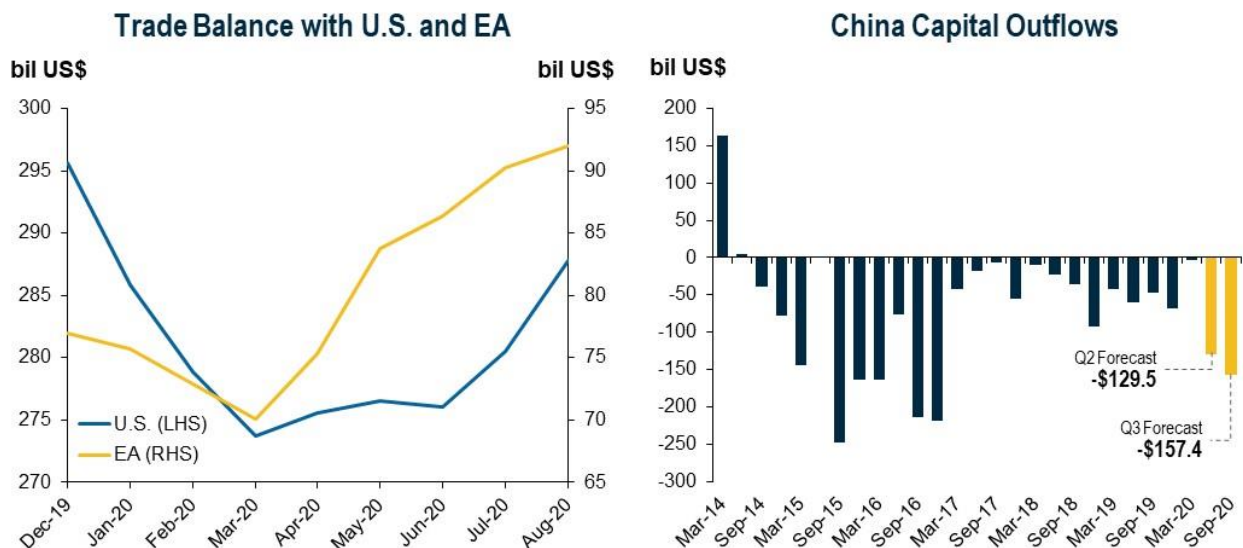


Source: PGIM Fixed Income and Haver Analytics

Moreover, the trends over recent months threaten to unleash a new round of protectionism. China's trade surpluses have surged, potentially raising the political stakes leading up to the U.S. elections. Moreover, China's trade surplus with the euro area has exceeded its year-end 2019 level, which may also lead to some pushback given Europe's dependency on exports (Figure 4).

Finally, the risks above may not have been lost on Chinese investors as the balance of payments has witnessed an estimated level of about \$275 billion in Q2 and Q3 (Figure 4). The outflows are particularly surprising given the strong inflows from surging current account surpluses and the bond market ahead of index inclusions. The underlying nature of the outflows remains difficult to identify at this point. They could be benign, e.g., the PBoC rebuilding its forward book, or more concerning, e.g. corporations not repatriating profits or households finding new ways to stash savings abroad. This is a topic for investors to closely follow.

Figure 4: Trade Surpluses Climb, But Outflows Curiously Pick Up As Well



Source: PGIM Fixed Income and Haver Analytics

A Cloudy Forecast

Against this background, a few tentative conclusions can be drawn:

- President Xi's second term has not been a happy one. His signature economic initiatives—capacity cuts, deleveraging, rebalancing, providing strong income gains for the poor, and technological upgrades (China 2025)—have faltered. Moreover, even with expected positive growth of about 2.5% in 2020, China's growth target of 6.5% under the 2016-2020 five-year plan won't be met, a first in the post-reform period of the last 30 years. With a new five-year plan forthcoming, it remains to be seen if any policy adjustments will be made and whether President Xi might face increasing political headwinds in his third term.
- There is a risk that, irrespective the outcome of the U.S. elections, global protectionism may broaden. Partly in response to Chinese moves in a variety of international areas, more broad-based push-back has occurred, e.g., within India and the 5G restrictions in European countries. A return to large trade surpluses would likely trigger a turn for the worse.
- We expect more substantial Chinese macro stimulus. Most likely, given deflationary risks and maxed-out debt, this will involve monetary easing, including policy rate cuts. In this context, it is essential to monitor capital outflows as Chinese savers may decide to diversify elsewhere, with attendant exchange rate pressures.
- Headline growth will likely be strong as statistical base effects will flatten growth in 2021. Even with fairly moderate sequential growth in 2021, this carry over effect puts our 2021 growth projection at 9%. Therefore, investors will be well served to look beyond headline growth figures given the unsettled nature of China's recovery thus far.

This material reflects the views of the author as of October 1, 2020 and is provided for informational or educational purposes only. Source(s) of data (unless otherwise noted): PGIM Fixed Income.

Source(s) of data (unless otherwise noted): PGIM Fixed Income as of October 2020.

PGIM Fixed Income operates primarily through PGIM, Inc., a registered investment adviser under the U.S. Investment Advisers Act of 1940, as amended, and a Prudential Financial, Inc. ("PFI") company. Registration as a registered investment adviser does not imply a certain level of skill or training. PGIM Fixed Income is headquartered in Newark, New Jersey and also includes the following businesses globally: (i) the public fixed income unit within PGIM Limited, located in London; (ii) PGIM Netherlands B.V. located in Amsterdam; (iii) PGIM Japan Co., Ltd. ("PGIM Japan"), located in Tokyo; (iv) the public fixed income unit within PGIM (Hong Kong) Ltd. located in Hong Kong; and (v) the public fixed income unit within PGIM (Singapore) Pte. Ltd., located in Singapore ("PGIM Singapore"). PFI of the United States is not affiliated in any manner with Prudential plc, incorporated in the United Kingdom or with Prudential Assurance Company, a subsidiary of M&G plc, incorporated in the United Kingdom. Prudential, PGIM, their respective logos, and the Rock symbol are service marks of PFI and its related entities, registered in many jurisdictions worldwide.

These materials are for informational or educational purposes only. The information is not intended as investment advice and is not a recommendation about managing or investing assets. In providing these materials, PGIM is not acting as your fiduciary. Clients seeking information regarding their particular investment needs should contact their financial professional. These materials represent the views and opinions of the author(s) regarding the economic conditions, asset classes, securities, issuers or financial instruments referenced herein. Distribution of this information to any person other than the person to whom it was originally delivered and to such person's advisers is unauthorized, and any reproduction of these materials, in whole or in part, or the divulgence of any of the contents hereof, without prior consent of PGIM Fixed Income is prohibited. Certain information contained herein has been obtained from sources that PGIM Fixed Income believes to be reliable as of the date presented; however, PGIM Fixed Income cannot guarantee the accuracy of such information, assure its completeness, or warrant such information will not be changed. The information contained herein is current as of the date of issuance (or such earlier date as referenced herein) and is subject to change without notice. PGIM Fixed Income has no obligation to update any or all of such information; nor do we make any express or implied warranties or representations as to the completeness or accuracy or accept responsibility for errors. **All investments involve risk, including the possible loss of capital. These materials are not intended as an offer or solicitation with respect to the purchase or sale of any security or other financial instrument or any investment management services and should not be used as the basis for any investment decision. No risk management technique can guarantee the mitigation or elimination of risk in any market environment. Past performance is not a guarantee or a reliable indicator of future results and an investment could lose value. No liability whatsoever is accepted for any loss (whether direct, indirect, or consequential) that may arise from any use of the information contained in or derived from this report. PGIM Fixed Income and its affiliates may make investment decisions that are inconsistent with the recommendations or views expressed herein, including for proprietary accounts of PGIM Fixed Income or its affiliates.**

The opinions and recommendations herein do not take into account individual client circumstances, objectives, or needs and are not intended as recommendations of particular securities, financial instruments or strategies to particular clients or prospects. No determination has been made regarding the suitability of any securities, financial instruments or strategies for particular clients or prospects. For any securities or financial instruments mentioned herein, the recipient(s) of this report must make its own independent decisions.

Conflicts of Interest: PGIM Fixed Income and its affiliates may have investment advisory or other business relationships with the issuers of securities referenced herein. PGIM Fixed Income and its affiliates, officers, directors and employees may from time to time have long or short positions in and buy or sell securities or financial instruments referenced herein. PGIM Fixed Income and its affiliates may develop and publish research that is independent of, and different than, the recommendations contained herein. PGIM Fixed Income's personnel other than the author(s), such as sales, marketing and trading personnel, may provide oral or written market commentary or ideas to PGIM Fixed Income's clients or prospects or proprietary investment ideas that differ from the views expressed herein. Additional information regarding actual and potential conflicts of interest is available in Part 2A of PGIM Fixed Income's Form ADV.

In the European Economic Area ("EEA"), information is issued by PGIM Limited or PGIM Netherlands to persons who are professional clients as defined in Directive 2014/65/EU (MiFID II). PGIM Limited's registered office: Grand Buildings, 1-3 Strand, Trafalgar Square, London, WC2N 5HR. PGIM Limited is authorised and regulated by the Financial Conduct Authority ("FCA") of the United Kingdom (Firm Reference Number 193418). PGIM Netherlands B.V. is authorised by the Dutch Authority for the Financial Markets (Autoriteit Financiële Markten – AFM) as an alternative investment fund manager with MiFID top up service capabilities under registration number 15003620. PGIM Limited and PGIM Netherlands are authorized to provide services or operate with a passport in various jurisdictions in the EEA. In certain countries in Asia, information is presented by PGIM (Singapore) Pte. Ltd., a Singapore investment manager registered with and licensed by the Monetary Authority of Singapore. In Japan, information is presented by PGIM Japan Co. Ltd., registered investment adviser with the Japanese Financial Services Agency. In South Korea, information is presented by PGIM, Inc., which is licensed to provide discretionary investment management services directly to South Korean investors. In Hong Kong, information is provided by PGIM (Hong Kong) Limited, a regulated entity with the Securities & Futures Commission in Hong Kong to professional investors as defined in Section 1 of Part 1 of Schedule 1 (paragraph (a) to (i) of the Securities and Futures Ordinance (Cap.571). In Australia, this information is presented by PGIM (Australia) Pty Ltd ("PGIM Australia") for the general information of its "wholesale" customers (as defined in the Corporations Act 2001). PGIM Australia is a representative of PGIM Limited, which is exempt from the requirement to hold an Australian Financial Services License under the Australian Corporations Act 2001 in respect of financial services. PGIM Limited is exempt by virtue of its regulation by the FCA (Reg: 193418) under the laws of the United Kingdom and the application of ASIC Class Order 03/1099. The laws of the United Kingdom differ from Australian laws. In South Africa, PGIM, Inc. is an authorised financial services provider – FSP number 49012.

© 2020 PFI and its related entities.

© 2020 Prudential Financial, Inc. (PFI) and its related entities. PGIM, the PGIM logo, and the Rock symbol are service marks of PFI and its related entities, registered in many jurisdictions worldwide.

Mutual Fund Investments are subject to market risks, read all scheme related documents carefully.